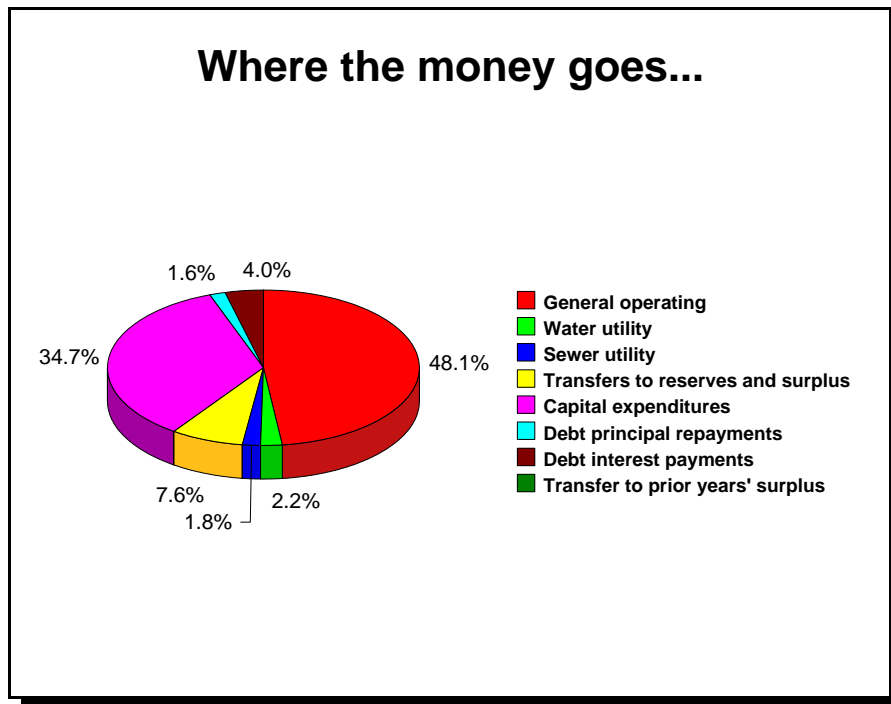


City of Revelstoke Financial Plan 2007-2011

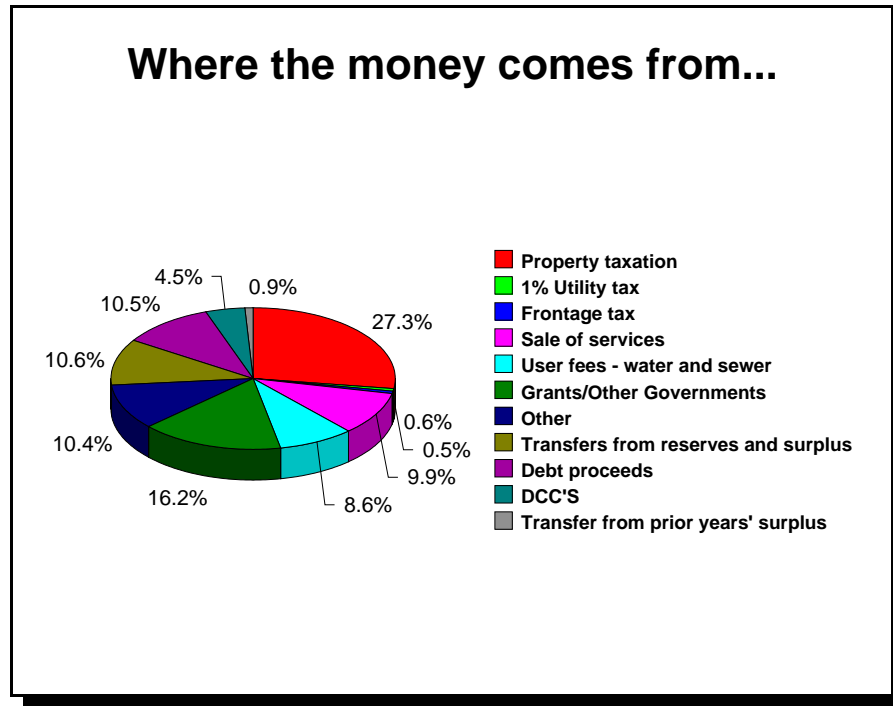
The City of Revelstoke is pleased to present its financial plan for 2007-2011 which is summarized in the following table:

	2007	2008	2009	2010	2011
Millions of dollars					
Taxation and user fees	9.72	10.12	10.78	11.21	11.53
Other income	6.45	8.56	5.18	9.41	7.14
Transfers from reserves and surpluses	2.38	1.58	2.34	2.19	4.60
Debt	2.18	3.63	0.30	2.25	0.20
TOTAL	20.74	23.89	18.60	25.06	23.47
Millions of dollars					
Operating expenditures	10.85	10.82	10.98	11.09	11.19
Capital expenditures	7.21	9.87	3.69	9.50	5.90
Transfers to reserves and surpluses	1.52	1.77	2.29	2.76	4.54
Debt	1.16	1.42	1.64	1.71	1.84
TOTAL	20.74	23.89	18.60	25.06	23.47

In 2007 expenditures are anticipated to be allocated as demonstrated in the following chart:



And the sources of funding for the above expenditures are projected as follows:



Council proposes that the property tax increase across all classes (except Class 2 - Utility) for 2006 be 5.00% . The increase is made up as follows:

Debt servicing and repayment (exc. Aquatic centre)	0.29%
Snow removal	1.54%
Aquatic Centre (operating & debt)	2.72%
Other	<u>0.45%</u>
Total	<u>5.00%</u>

The impact on Class 1 (homeowners) and Class 6 (businesses) of the above increase is demonstrated in the following table:

Residential	Class 1		Increase	House A	House B	House C	House D
Assessed value		2006		\$100,000	\$200,000	\$350,000	\$500,000
Assessed value		2007	29.75%	\$129,752	\$259,504	\$454,133	\$648,761
Tax rate		2006	5.2846	\$528	\$1,057	\$1,850	\$2,642
Tax rate		2007	4.2765	\$555	\$1,110	\$1,942	\$2,774
Increase		\$		\$26	\$53	\$92	\$132
Increase		%		5.00%	5.00%	5.00%	5.00%
Business	Class 6		Increase	Business A	Business B	Business C	Business D
Assessed value		2006		\$100,000	\$250,000	\$500,000	\$1,000,000
Assessed value		2007	13.41%	\$113,407	\$283,517	\$567,033	\$1,134,067
Tax rate		2006	22.6225	\$2,262	\$5,656	\$11,311	\$22,623
Tax rate		2007	20.9456	\$2,375	\$5,938	\$11,877	\$23,754
Increase		\$		\$113	\$283	\$566	\$1,131
Increase		%		5.00%	5.00%	5.00%	5.00%

Notes: 1) The average increase in assessments in 2007 is 29.75% (32.42% - 2006) for residential (Class 1) and 13.41% (8.86% - 2006) for business (Class 6). Property owners with increases in assessments that are more than the average will pay more than the posted increase. Those with assessment increases that are less than the average will pay less than the posted increase.

2) The above table relates to city taxes only. It does not include taxes collected for other taxing authorities such as the school and regional district.

Residential water rates will increase by about 2% in 2007 to \$297 with a similar percentage increase in commercial rates. Residential sewer rates will increase by about 5.49% in 2007 to \$173 with a similar percentage increase for commercial customers. Commencing in 2007, the City is considering moving to a new one man truck garbage and collection system. The existing truck is long past its replacement date and will be replaced with a one man truck. If the City proceeds with this option garbage collection and disposal rates will increase by about 8% taking the residential rate to \$96 in 2007 with a similar percentage increase for commercial customers. In addition, there will be an annual rental charge of about \$10 per household for the special bins that will be supplied by the City. The price of a bag tag will remain at \$2.

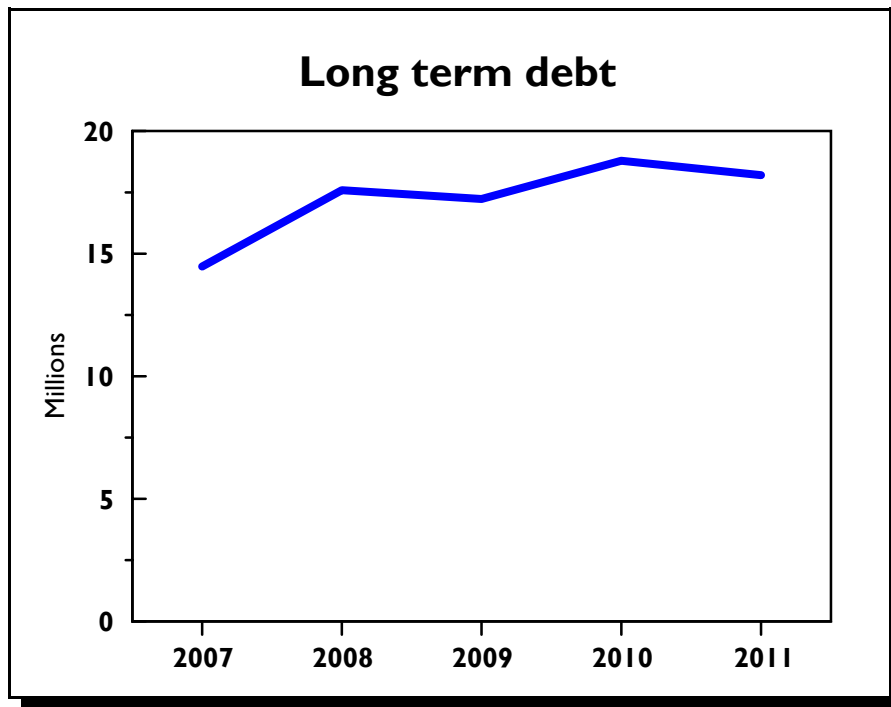
Capital expenditures are estimated to be \$36,157,015 over the five year period. Some of the major projects the City is contemplating are:

Airport Way, Pearkes & Cleland Road upgrades	\$835,000
The Grizzly Plaza extension	\$750,000
Traffic lights - Mutas/Victoria & Pearson St.	\$335,000
New fire pumper truck	\$800,000
Community Centre roofing	\$350,000
City Hall interior/exterior renovations	\$850,000
Road reconstruction & rehabilitation	\$2.28 million
Illecillewaet Pedestrian Bridge	\$500,000

Golf Course well mains connection	\$800,000
TCH reservoir/systems upgrades	\$850,000
Sewer Lagoon upgrades	\$12.46 million
CPR Hill sewer	\$1.06 million
RMR/Arrow Heights trunk upsizing	\$400,000

The balance of the funding will be applied to an ongoing equipment replacement programme, major building maintenance, road patching and paving and other smaller projects. Over \$11.5 million of the above expenditures is expected to come from grants and other third party sources as well as DCC's.

The City will also be borrowing a little over \$8.5 million to help finance some of its capital projects. It is anticipated that the City's total long term debt will be approximately \$18.2 million at the end of 2011 as can be seen from the following chart:



The foregoing represents a summary only of the financial plan for 2007-2011. The full plan document can be viewed online at www.cityofrevelstoke.com or at City Hall during normal office hours. You are invited to submit your comments on the plan in writing to City Council at:

Box 170,
Revelstoke, BC, V0E 2S0